

## Module 4: Gear Up For the Admission Process

Hello again! We hope that you were able to derive valuable insights from Module 3 where we deep dived into guiding you to create a star profile for global universities. To take this discussion forward, in this module we aim to address how you can make your profile stand out while filling out applications for universities across the world.

The core theme that we aim to address in Module 4 is

### “Gearing up for the admission process”

Let us start off your journey with US where we will be covering the following in greater detail:



- Projecting ‘Beyond Academics’ in the application process
- Academic Eligibility Requirements
- Standardized Tests

Now let us get started with how to highlight your profiles especially the non-academic component in it during the application process.

Most of the colleges in US, take into account a range of factors while evaluating applications for undergraduate study be it a Stanford or an Arizona State. The broad components being evaluated by admission officers are:

- Academic Record
- Extracurricular activities i.e. ECAs
- Letters of Recommendations
- Standardized Test options
- Demonstrated Interest, and
- Personal Statements i.e. College application essay

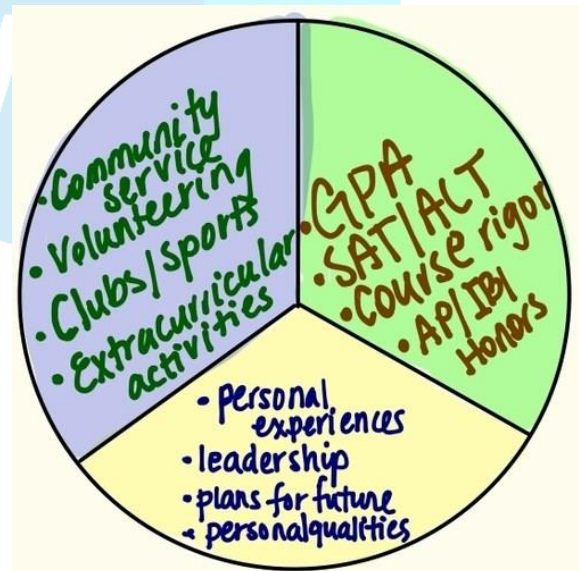


Image Source: <http://study-hack.com>

While the academic records hold a significant amount of weightage while applying at universities across the US, holistic admissions rule the roost!

But what are holistic admissions? Well, it simply means that colleges just don't look at applicants' test scores anymore, it also takes into account a number of non-academic factors like student's interests, passions, special talents, and personality.

Now, let us take a closer look at certain sections within the application process, which you can work on and make it that coveted dream college of yours:

First up is Essays, one of the key areas where students can actually bring out their inner self on paper. Students can highlight their:

- Motivation(s)
- Creativity, and
- Goals

Admission officers specifically take time out to evaluate each application to the core and that's why essays play such a critical role in making or breaking your application process. Write about what YOU love and what will help you appear as unique.

Want to know how to go about creating an amazing application essay? Worry, no more and just follow this 7 step process:

- Organize your essay based on their deadlines. Also take into account the colleges which are present on the Common App vis-a-vis colleges like UCLA, University of Washington, Reed College, etc. which have their own application processes. This would help you to allocate time for colleges which have different processes and create essays which are in alignment with the college specific criteria.
- Brainstorm over a range of topics which can also include unconventional topics which can give the admissions officer a sneak peek into your application.
- Some of the possible topic themes can revolve around:
  - Hobbies
  - ECAs
  - Intellectual interests
  - Jobs or work experiences
  - Significant one-time events
  - Family history, etc.



Image Source:

[www.salesforce.com](http://www.salesforce.com)

- Select a Topic from the possible list of themes which you have shortlisted. As a pro tip, a best essay is one which covers the 4 point Golden Rule: It should be detailed, focused, revealing and insightful for the reader. Choose a topic which highlights a different aspect of your personality which is not visible anywhere else in your application.
- Make a Plan: Start off with a focal point which could be an anecdote or a story, whichever you find more meaningful. Highlight how that event or that incident mattered to you and tie up those experiences to your own growth and understanding. Create a structure around the broad pointers.
- Write down a Draft: Start off by jotting your ideas down. Worry less about the grammar in the first draft and keep your entire focus on adding the details and how that particular topic has affected you as an individual.
- Edit your Draft: Try and do this after drafting your first essay copy. Look for structural issues in your essay, hone on the structure and the voice and share your essay for feedback. Post this, fine tune on the language and grammar.
- Finalize the draft. This is an intensive process as you would require a proof read from other readers as well. Ensure that you go over the essay word-by-word and double check for any grammar issues. Eliminate! Eliminate! Eliminate! Any typos or errors as you can't risk putting the admissions officers being unimpressed and rejecting your application over a typo!

### Did you Know?

Luke Kenworthy from Seattle got accepted at 7 out of 8 Ivy League Universities and was waitlisted at one with his essay playing a critical role in his application.



Have a look at his essay by visiting the given link:

<https://www.businessinsider.in/Read-the-essay-that-got-a-high-school-senior-into-7-Ivy-League-schools/articleshow/58035899.cms>



Next we discuss about the factors, which carry a lot of weight as they provide the admissions officers with contextual information about you. Most of the Universities look at LORs from counsellors, teachers and mentors very critically. It helps the admissions officers to read between the lines. An LOR is important in a number of ways, a few being:

- Highlighting outlier grades or a significant award which a student forgot to mention
- Throwing the spotlight on the applicant's character through anecdotes or incidents which the teacher or the counsellor might know of
- To bring in perspective for special cases like an average performer but a consistent hard worker when the applicant's personal

circumstances are taken into account

Universities look at teachers and counsellor as third party observers who can help them in identifying the real you. A teacher has formed an impression about you based on her experiences, both within and outside of class.

Image Source: [www.cartoonstock.com](http://www.cartoonstock.com)

Next up we have Interviews, which forms an important component in a number of colleges whereas is not considered an essential part for a majority of them like at Duke, Emory, MIT, etc. This gives the admissions officers an opportunity to learn more about you, your interests and how you will be the right for the community on campus.



Image Source: <http://blog.getintocollege.com>

Some of the effective ways through which you can be better prepared to face that dreaded interview are:

- Research the School



- Prepare for answers like: 'Why are you interested in this college?' to 'Where do you see yourself ten years from now?'
- Appear conversational and not rehearsed
- Prepare questions for the interviewer, like, 'What will be your advice for an incoming freshman like me?'
- In addition, dress well, be ahead of the scheduled interview time slot and relax as it is not the end of the world!

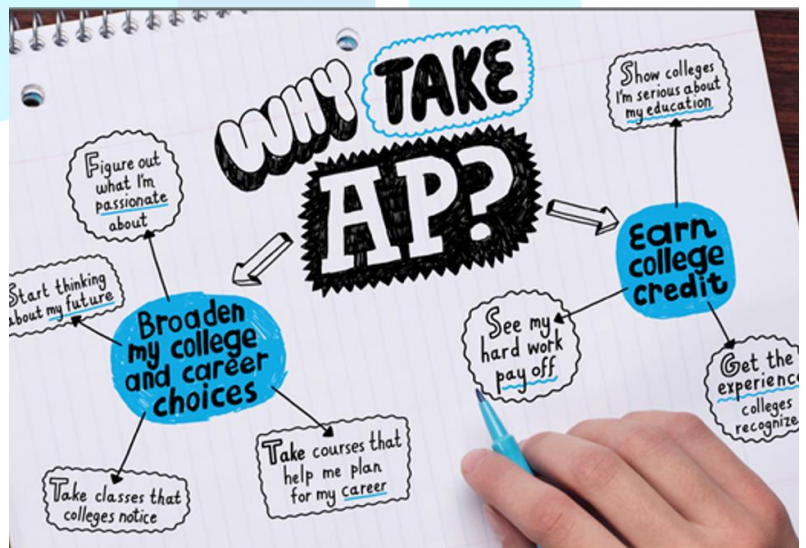
To know more about 'How to ace your College Interviews' visit:

<https://www.princetonreview.com/college-advice/college-interview-tips>



Last up in this section are the much respected AP level and College Credit Courses. This is a minor factor when it comes to making or breaking your application at your dream college. The best way to address their importance is based on the type of college you are applying to, as any of the

AP scores helps universities identify an applicant's drive and interest towards certain disciplines, which is where your AP level course choices and competitive scores will help your profile in emerging on the top at say Ivy League colleges and other colleges like Duke, Emory, etc.



**Did you know?**

Colleges usually look at students favorably who have taken up the most challenging courses available to them to gauge their interest and passion towards a course.

Next up are, identifying the academic eligibility requirements for an International Student like you. Well, here the application process steps are more or less the same as US natives. The possible areas which would perceivably be different could be:

- School curriculums
- Languages, and
- Grading systems

Let us first identify the commonality in the application process with US students:

- **Application Deadline:** For an early deadline, you may apply by November of the senior year or by January or February for a regular deadline.
- **Application Process:** Through the Common application process or the Universal application, which enables students to fill out preferences and details at one go, can be filled out and sent out to multiple schools. If your dream colleges do not accept this, then you need to fill out a separate application process for them.

What all does the application process comprise of? The following parameters stand common across college applications:

- Personal information like name, date of birth, etc.
- Additional details like jobs, internships, ECAs, etc.
- Additional documents like LORs, high school transcripts, competitive scores of SAT/ ACT/ TOEFL, etc., personal statements, essays, etc.

Now, let us have a look to identify how application process is different for international students. The parameters which are seemingly different are:

- **Requirement for TOEFL or IELTS:** Students from countries where the official language is anything else other than English, it becomes mandatory for them to appear for exams like IELTS and TOEFL.
- **Standardized Academic credentials:** Get your academic credentials and scores approved by a credible organization. This translation is necessary so that the admissions officers can understand your requirement.
- **Scholarships or Financial aid:** You may have to look up for financial aid requirements which you can obtain directly from the college or university or seek out outside scholarships.

Here are some pro-tips to make your college application stand out:

- **College Application:** Diversify your college applications into 3 buckets:

- **Safety Schools:** Getting a convert is a given as your credentials would be higher than that of an average accepted student.
- **Match Schools:** Considerable chance of converting as your scores are in the average range of students getting in. However, there are no guarantees!
- **Reach Schools:** Low to negligible chances of converting as your scores aren't up to the class average.
- **High School Transcript:** If your school does not follow the 4.0 GPA system as used by educational institutions in the US, then you need to reach out to NACES (i.e. National Association Of Credential Evaluation Services) accredited member organization for transcript evaluation.
- **Competitive tests:** Exams like SAT/ TOEFL or ACT are what the admission officers look at to ensure that you have college ready skills. So make sure that you give your best shot and give yourself adequate time for additional appearances (if you may need more attempts to better your test scores).
- **Profile:** Most of the colleges are more impressed by applications which have more depth to them in a few areas than a scattered application with diverse but perceivably shallower interests.

It is time to wrap up US for now, but before we end, let us devote some time for the entrance tests that you need to appear for in order to gain entry into US colleges. Well, to most of them!

SAT, ACT and TOEFL are the three most popular tests which are widely accepted by Universities across the US. SATs and ACTs are common performance evaluation parameters irrespective of a student's school and board.

But which one should you choose? SAT or ACT or both?

This question depends entirely upon your:

- Educational Background
- Academic Strengths, and
- Personal interests

Choose the one where you feel that you'll be able to achieve a higher score. Let us look when you should go for based on your inclination:

## SAT

This exam consists of 4 broad sections: Reading, Writing, Math (with calculator) and Math (without calculator) Go for SAT in case of the following:

- If your first language is not English, then the revised pattern which reduced the weightage for English from two-thirds to half, making it more appealing. In addition
- Natural acumen for Data analysis: If data, tables, charts, etc interest you then you may find the SAT more up your ally.



Image Source: <https://ocsaledge.com>

## ACT

The ACT is growing popular with international students with sections testing applicants on Science, English, Reading, Math and an optional essay, making it very similar to the SAT. It is known for its straightforward approach of questioning unlike the SAT which is slightly more confusing.



Go for the ACT if:

- You have a knack for analyzing data and evaluating a hypothesis in Science.
- Availability to use a calculator for all Maths questions. The ACT is more focused on Geometry and Trigonometry and thus it allows for a calculator on all these questions. If you are an aspiring STEM student, then opt for the ACT to demonstrate your interest in the specific domains.

Image Source: <http://www.act.org>

Pro-Tip: Take a Practice test first for these tests and then decide which one to appear for.

In addition, as discussed previously in this section, opt for TOEFL or IELTS if you are from a country whose official language isn't English.

TOEFL basically consists of four broad sections, namely: Reading, Listening, Speaking and Writing. Each of these four sections has a score between 0 and 30 points.

Image Source: <https://www.fiverr.com>





Next up is IELTS which is a popular test for establishing your credibility as an English speaker. It comprises of four broad sections, namely: Listening, Reading, Writing and Speaking.

We hope you were able to draw critical insights of the US application process and how you can leverage the same to ensure that you convert a seat at your dream college.

Now we will be moving onto Canada,

Canada, is becoming one of the leading education destinations in the world due to a number of factors like job opportunities, simplified visa process and a much simpler admission process. Let us break down the admission process and try and identify the core components involved therein:



- **Application Form:** Each program has a specific application that needs to be filled out. In order to make a good first impression, make sure you follow these pro-tips:
  - Fill in the application neatly and type in the information than writing it down
  - Write-out the answers to short questions separately on another sheet of paper.
- **Documentation:** With the application, you need to attach additional documents like academic certificates, ECAs mentions, LORs, Statement of Purpose (SOPs), etc.

Let, us like at each of these individual components one-by-one:

- **Resume:** Your Resume is a screenshot of your professional self. A number of universities take your work profile seriously before offering admissions. You may consider including the following components in your resume to make it more appealing to admissions officers:
  - Papers, articles that you have published in journals, websites, etc.
  - Awards, Recognitions or mentions received
  - Membership details of professional organizations
  - Volunteering experience mentions

Did you know?

The University of Toronto's engineering program is one of the highest ranked academic programs in Canada. To know more about the application process, kindly visit the link below:

<https://youtu.be/X0qpaQZtYSY>



- **Statement of Interest:** This document plays a crucial role in helping you highlight your drive and passion to the admissions officers. This helps in highlighting:

- Your specific area of academic interest
- How your past experiences have shaped you and will help you in being a better fit at the graduate program
- How this particular program will help you realize your potential

Some pro-tips for writing a strong statement of interest are:

- Highlight any relevant work that you have already work on in the chosen discipline
  - Highlight any publications, presentations or conferences that you have been a part of
  - Connect your area of interest to actual work being done in the program
  - Highlight specific academic publications that have formed your interest in the specific domain
- **Letters of Recommendation (LORs):** An LOR is a signed statement from a teacher, advisor or a professional who knows you from the industry or from your school and is related to the course that you are applying to.

Make note of the following pro-tips to ensure that your LOR has got your covered:

- 

Now, let us discuss about the eligibility requirements that you need to fulfill before undertaking a graduate course in Canada. Within Canada, each province has a different education system and thus the eligibility criteria for colleges and universities are also quite different across regions.

Provinces other than Quebec and Ontario require a minimum of 12 years of formal education for admission to Bachelor's degree courses. For these two provinces, a minimum of 13 years of secondary school education is required. As such, there are no centralized Canada wide entrance tests, with each institute setting up its own admission standards and evaluation criteria for applicants.

As a common score requirement across , the following scores have been identified:

- 70 % in Grade 12
- TOEFL: PBT (Paper Based Test) of the range of 580-600 and CBT (Computer Based Test) of 250

Before concluding our Canadian journey let us talk about Standard Tests that you need to appear for. International students like you, are required to appear for english proficiency tests like IELTS and TOEFL with each university having its own minimum requirements for scores.

TOEFL is a mandatory exam to be taken up by International students while applying for a graduate course at a Canadian university. The minimum scores required by most universities across formats are as follows:

- PBT: 570
- CBT: 230

In addition, most universities in Canada have their own English proficiency tests which are conducted in India by CEC.

Next up on our itinerary is Europe, so let's cross over the pond named Atlantic Ocean to the United Kingdom (UK).



What are some of the major things that British universities look for when reviewing applications? About 6 broad parameters are used by them to judge their applicants, namely:

- Qualifications which includes academic test scores, high school transcripts, etc.
- Content for written personal statement. This covers a range of important qualifiers like:
  - Passion for the chosen discipline
  - Demonstrated interest, motivation and enthusiasm
  - Skills and relevant experiences
- Quality and content of reference
- Knowledge (theoretical and practical) of the subject chosen
- Attitude and willingness to learn
- Ability to articulate fluently and accurately in writing

But how should you go about applying to British Universities?

Just fill in the UCAS which is the Universities and Colleges Admissions Service (UCAS). This is a common application for all of the UK universities. We will cover UCAS in greater detail in the following sections.

Let us go through some of the essential elements that will ensure that you land up at your dream college with a bit of effort, dedication and laser focus vision.

Let us begin with writing a personal statement for your UCAS application. A personal statement is basically a document which supports your claim to study a specific subject at a specific university. This should also taken into account your interests and passion towards your chosen area of study.

Make use of the following Pro-tips to make a killer personal statement:

- Avoid mentioning any specific colleges or universities in the personal statement, since it is a common application for all UK institutions.
- Identify the relevant qualities, skills and experience from the course description and use these as starting points.
- Give the reader interesting insights to learn about you. This could cover your ambitions, interests in the course applied to, experiences gained from volunteering, work experiences, etc.

In addition to the above, if you are an international applicant, then consider the following important points as well:

- Reason(s) to study in the UK
- English language skills and relevant competitive scores in TOEFL or IELTS
- Preference to be an International student in the UK than studying in your own country

Need to figure out as to how to get into either Oxford or Cambridge Universities?

Visit the link below to know more:

<https://youtu.be/pmbQJgJZpaM>



Next up we have the Teacher Reference which is written by your teachers based on their observation of your behavior and potential to excel. It is a comprehensive document which a university makes use of to assess an applicant's skills and academic ability to study the chosen course.

Here are some pro-tips while approaching a faculty member for a reference:

- Choosing a reference: Go ahead with a teacher or an advisor who knows you academically and can talk in detail about your work ethics, interests and communication skills along with your suitability for higher education and a future career. Here's a list of possible referees whom you can approach:
  - From your current school: You may approach a teacher, tutor or principal
  - Former employer: Reach out to a former boss or supervisor, for whom you may have interned or worked for
- What not to DO!: Kindly do not approach family members, friends, partners or ex-partners for a recommendation as you risk the cancellation of your application.

In addition, make sure you discuss the following points with them before the jot down a reference for you:

- Ensure that a full reference is written by your referee online in your application section in English or in Welsh (if applying for a Wales based university)
- Highlight your career goals and work experience while interacting with them. Also, mention about the specific courses and modules that you have excelled in so that they can understand your overall career direction.
- If your referee is one of your current teachers, then also include a section about your predicted grades and or any pending qualifications.
- In case you have a personal problem like an illness, hardship, etc. do ensure that the same is mentioned in your application.

Next we have, Written work, which is basically a sample of your original work which needs to be sent in with the application. If the course you are applying for requires the same, then you need to ensure that it:

- Demonstrates your analytical and reasoning style effectively
- Highlights your language and writing skills, as deemed appropriate for your chosen coursework
- Is typed or handwritten and is marked by your faculty member. It should not be re-written or corrected in any manner.
- Includes a written work cover sheet for each submission.
- Is not more than 2,000 words
- Is written in English (except in the case of Modern Languages). If your work happens to be in another language then you will have to submit the original work as well as its translation in English

Now, let's take a look at the last major component of the UCAS application: The Interview!

Interviews play a crucial role whether you appear for the legacy universities at Oxford or Cambridge or at any constituent member university of the Russell Group, etc.

- The interview can effectively be broken into two broad segments:
  - Exploration phase on the basis of your hobbies, interests and personal details
  - In-depth evaluation about your subjects and course(s) opted for
- Thought process is checked for to gauge a deeper understanding as to how you react to the situation at a given point of time
- Your raw aptitude and problem solving approach will be checked for
- A common topic or subject will be handed out to all the students, which they will not be familiar with for objective evaluation
- Tenacity on the stance you have taken on in the interview and your spontaneity of thought is noticed as well.

Now let us turn our attention towards the academic eligibility requirements for those who plan to pursue their undergraduate in the UK. Kindly make note of the following for the same:



- Academic Credentials: Colleges require qualifications as per the educational system established in the UK i.e. A levels. In such a scenario, you may convert your scores as per the UK system
- Appear for an English language test like TOEFL or IELTS. This is essential for the admissions officers to understand your ability to carry out coursework on campus where English is the mode of instruction.
- Additional Details: Include your details like grades, transcripts and results (even predicted grades) to enable your dream college(s) to make sound and well-thought of decisions on your application.
- Add a clear personal statement: As an extension to the previous section, kindly ensure that you make note of the following points while applying to the UK as an International applicant:
  - Reason(s) for studying in the UK
  - Proficiency in English language
  - Reason(s) for opting to be an International student in the UK vis-a-vis studying at your home country

Last up on our UK itinerary are the entrance tests. Let's have a look at some of the prominent ones which you need to appear for as per your opted coursework:  
The details for the entrance tests specific to UK are detailed below:

- ❖ **MAT:** Maths Admissions Test is required for students who are looking for admission into Oxford's Mathematics, Computer Science & Statistics courses and their joint degrees as well.
- ❖ **PAT:** Physics Aptitude Test is for all aspirants who applies to study Physics or Physics and Philosophy at Oxford.
- ❖ **TSA:** The Thinking Skills Assessment (TSA) measures your ability in critical thinking and problem solving, skills which are essential for success in higher education. Students applying to the below courses are required to take the TSA,
  - Economics and Management (Oxford)
  - Experimental Psychology (Oxford)
  - Human Sciences (Oxford)
  - Philosophy and Linguistics (Oxford)
  - Philosophy, Politics and Economics (PPE) (Oxford)
  - Psychology and Linguistics (Oxford)
  - Psychology and Philosophy. (Oxford)
  - Economics (Cambridge)
- ❖ **BMAT:** BioMedical Admissions Test is an aptitude assessment used as part of the admissions process for applicants seeking admission to Medicine, Biomedical Sciences and Dentistry.
- ❖ **HAT:** History Aptitude Test used at Oxford to determine whether candidates can be called for the interview process or not.
- ❖ **ELAT:** The English Literature Admissions Test (ELAT) is a pre-interview admissions test for applicants to English undergraduate courses at the University of Oxford and English at the University of Cambridge.

- ❖ **CAT:** The CAT is a subject-specific admissions test for applicants to all University of Oxford Classics and joint schools undergraduate degree courses.
- ❖ **STEP:** Assessment exam being used by Cambridge, Warwick and Bath universities. Three STEP exams with varying difficulty, STEP I, II and III.

To know more about the Thinking Skills Assessment, visit the link below:  
<https://www.admissionstesting.org/for-test-takers/thinking-skills-assessment/tsa-oxford/faqs/>

Apart from the assessment tests pertaining to the specific courses aspirants are targeting, non-native English speakers need to meet one of the one of the below additional requirements.

- IELTS: overall score of 7.0
- TOEFL (paper-based): overall score of 600, with a Test of Written English score of 5.5
- TOEFL (internet-based): overall score of 110 with at least component scores of Listening – 22, Reading – 24, Speaking – 25, and Writing – 24
- Cambridge Certificate of Advanced English (CAE): grade A if taken before January 2015, or a score of at least 185
- Cambridge Certificate of Proficiency in English (CPE): grade B if taken before January 2015, or a score of at least 185
- English Language GCSE: grade B or grade 6
- O-level: grade B
- International Baccalaureate Standard level (SL): score of 5 in English (A or B)

With this, our tour of the UK is over and we begin on our next journey through India!

India has a large student population and thus it makes more sense to discuss about the domain specific admission process. In order to simplify our understanding about the range of disciplines on offer, we have categorized them into categories as follows:

- Business Management which includes Finance and Commerce
- Social Sciences, Arts and Humanities
- Law
- Specialized Courses which includes:
  - Fashion
  - Design
  - Architecture
  - Journalism
- Medicine and Natural Sciences, and last up is
- Engineering

Let us set the ball rolling with Business Management course and try and understand what all does the course comprise of, its eligibility requirements and much more!



Bachelor of Commerce also popularly known as B.Com. is one of the most popular courses within Business Management. Bachelor of Business Administration i.e. BBA is also one of the popular courses which will be discussed at length in this section. So, let us first understand more about B.Com.



Image Source: [www.collegedekho.com](http://www.collegedekho.com)

The main aim of B.Com. course is to equip undergraduate students with the knowledge and skills pertaining to Economics and Business Management. In addition, it helps young minds to develop a range of managerial skills as well as it gives them a chance to observe businesses at a closer level. In addition, the following information will get you covered:

- **Course Type:** Undergraduate
- **Duration:** 3 years
- **Courses on offer:** B.Com. Honors, B.Com. Pass, B.Com. Economics, B.Com. Management Studies, B.Com. Computer Applications, B.Com. Taxation, B.Com. E-commerce, B.Com. Accountancy, etc.
- **Job Roles:** Auditor, Business Consultant, Budget Analyst, Finance Manager, Financial Analyst, Stock Broker, etc.

Bachelor of Business Administration or BBA is another popular course within the Business Management domain. It arms a candidate with a range of skills in business management and prepares one for a career in the corporate world. In addition, do make note of the following information about the BBA program:



Image Source: [www.shiksha.com](http://www.shiksha.com)

Next up we have Social Sciences, Humanities and Arts. Liberal Arts as it is popularly called, offers a multidisciplinary approach towards courses which includes subjects from disciplines like humanities, sciences, business and commerce. Liberal Arts programs are aimed to create industry-ready professionals



Image Source: <https://theaggie.org>

Opportunities have opened up for Liberal Arts students in the domains of consulting, banking, teaching, media and pr, research, civil services, advertising, etc. Entrepreneurial opportunities are also available for liberal arts graduates, thus making it one of the most exciting domains to be in.

Bachelor of Arts or BA is the requisite course that Liberal Arts aspirants need to take up and pursue a specialization in the domain of their choice. Some of the program details for BA are as follows:

- **Course Type:** Undergraduate
- **Duration:** 3 years
- **Courses on offer:** BBA, BFA (Bachelor of Fine Arts)
- **Job Roles:** Teacher, PR, Journalist, Social Worker, etc.

Next up, we have Law. LLB also called as Bachelor of Legislative Law is one of the most sought after courses by law aspirants with BA LLB and BSc LLB being the other two formats. The Common Law Admission Test (CLAT) is one of the most popular exams for aspiring lawyers to secure seats at the leading law colleges in the country. The Symbiosis Entrance Test as well as the Department of Law at Aligarh Muslim University entrance test are the other two popular exams for law aspirants.



Image Source: [www.examweb.in](http://www.examweb.in)

Some of the additional details for the LLB program are as follows:

- **Course Type:** Undergraduate
- **Duration:** 3 to 5 years
- **Courses on offer:** LLB, BA LLB, BSc LLB
- **Job Roles:** Lawyer
- No Age limit for taking this course

### Did you know?

The National Law School of India University has a total intake of just 80 students for its BA LLB (5 year integrated program).

Now, let us focus our attention to certain specialized courses like Fashion and Design, Architecture and Journalism. Let us take each of these one-by-one in more detail.

First up we have Fashion and Design. This has always been seen as one of the most glamorous careers one can get into. Well, then allow us to give you more insights into this exciting career.

The Bachelor of Design i.e. B.Des. is based on the key principles of innovation and creativity. The program aims to sensitize students about the history, concept and the domains of design. NIFT's entrance exam is one of the most popular entrance examinations for aspiring fashion designers.

Image Source: [www.mckinsey.com](http://www.mckinsey.com)



Some of the key features of this course are:

- **Course Type:** Undergraduate
- **Courses on offer:** B.Des., B. F.Tech. There are a range of specializations like that in Textile, Jewelry, Knitwear, Fashion Communication, etc.)
- **Job Roles:** Fashion Designer

Next up we have Architecture. For all those who are inspired by the construction marvels and want to create one of your own, this course is for you! B.Arch. is designed to produce licensed and professional architects to do private and governmental constructions. The study involves designing models of buildings, preparing blueprints and so on. NATA is the most prominent entrance exam conducted nationally for getting into architectural courses.

Image Source: [www.WATG.com](http://www.WATG.com)



Some of the key features of this course are:

- **Course Type:** Undergraduate
- **Duration:** 5 years
- **Courses on offer:** B.Arch., B.Planning
- **Job Roles:** Architect

Journalism is up next. B.A Honors in Mass Communication Journalism course covers the study and investigation of mass media through TV, print, advertising, etc. to deliver information to people. This study also covers the ways and techniques to gather and distribute the news as well as develop general awareness among the general public. There are a range of University and college specific exams for pursuing this course.

Image Source: [www.nytimes.com](http://www.nytimes.com)



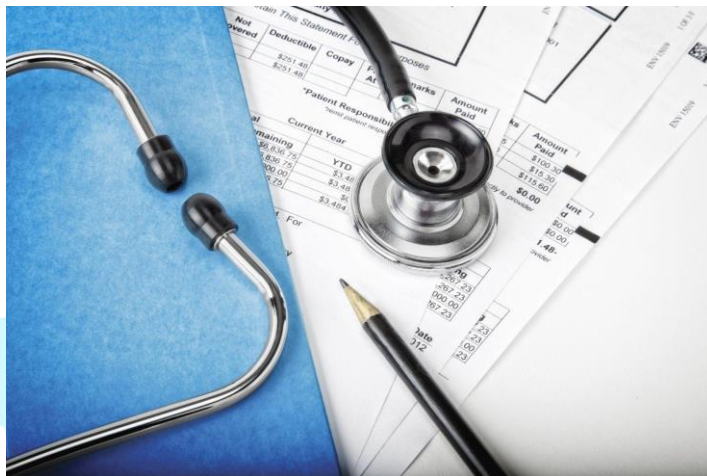


Some of the additional features of this course are:

- **Course Type:** Undergraduate
- **Duration:** 3 years
- **Courses on offer:** BJMC, BMC, BMM
- **Job Roles:** Presenter, Columnist, News Analyst, Proofreader, Reporter, Screenwriter, PR Officer, TV correspondent, Video Jockey, Journalist, etc.

Next up is the most sought after course by aspiring doctors. Yes! It is MBBS which is the short form for Bachelor of Medicine, Bachelor of Surgery. This is a professional course which is regulated by the Medical Council of India. Students need to appear for the NEET exam which covers a range of public and private medical colleges. AIIMS entrance exam and JIPMER are the other two prominent exams in the country.

Image Source: [www.thebalance.com](http://www.thebalance.com)



Some additional details about the course are as follows:

- **Course Type:** Undergraduate
- **Duration:** 5.5 years
- **Courses on offer:** BAMS, BHMS, B.Sc. (Medicine), BPT, etc.
- **Job Roles:** Medical Doctor, Physician, Medical Officer, Surgeon

Now we wrap up India, with one of the most popular courses on offer, i.e. Bachelor of Technology i.e. B.Tech and Bachelor of Engineering i.e. B.E. prepares individuals for careers in a range of domains depending upon the specializations opted for. These include computer science, electronics, civil, IT, production, mechanical, environmental, etc. IIT JEE, BITSAT, VITEEE, CET, SET are some of the prominent exams for engineering.



Image Source: [www.edx.com](http://www.edx.com)

Some additional details about the course are as follows:

- **Course Type:** Undergraduate
- **Duration:** 4 to 5 years
- **Courses on offer:** B.Tech, B.E.

- **Job Roles:** Production Manager, Software Engineer, Electronics Engineer, etc.

We hope you enjoy this section and we will be explaining about financial management about your courses in the upcoming module 5.

Pro Map

