

# TEACHING KEYBOARD CAS REFLECTIONS


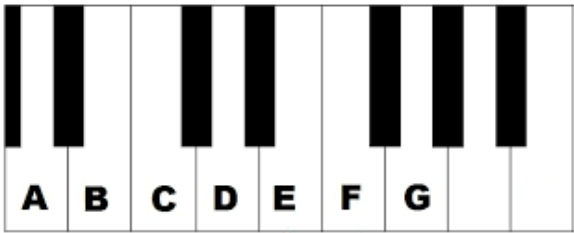
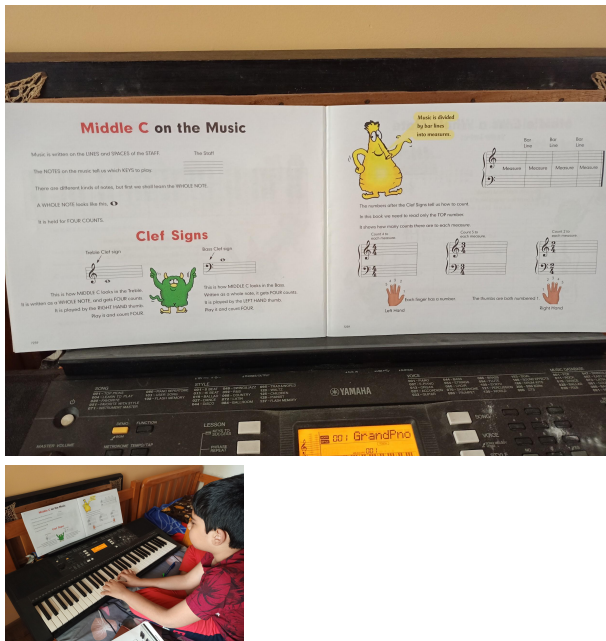
**CAS STRANDS:** Service.

**LEARNING OUTCOMES:**

- ❑ Demonstrate how to initiate and plan a CAS experience
- ❑ Identify their own strengths and develop areas for personal growth
- ❑ Demonstrate the skills and benefits of working collaboratively

**TIME DURATION:** [Long-term] 3 months: 2 classes every week; 30 minutes.

**END GOAL:** Have my brother play rhymes on the keyboard.

DATE	IMAGE	REFLECTION
15.10.20	 <p>Notes Of The Musical Alphabet - A B C D E F G</p> 	<p>Today was the first lesson for my brother. Since he's only 10 years old and he has never learnt how to play the keyboard before, I started with the basics: I taught him the letters in the keyboard and the finger technique. It took awhile for him to learn, but I learnt to be patient since he's a kid. While teaching him, I also bettered my skills. Before ending the session, I told him to practice what I taught me.</p>
16.10.20		<p>He was excited for today's class. I felt happy about that. I began the class by asking him what he remembered from the previous class, and he played it perfectly. Then, I taught him about the notes on the black keys and the numbering of the fingers on both the hands. I also began teaching him music theory; the very basics, as I didn't want to burden him. He was interested as was I. While teaching him, I replenished my memory and learnt more. I felt like a teacher, and honestly, it was a great feeling. I ended the class by telling him to practice.</p>